

Broughton


Customer name _____

PO# _____


Salesperson _____

Store _____


1 Configurations soft close doors



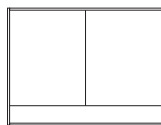
Broughton 600
600mm
two door



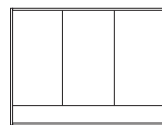
Broughton 750
750mm
two door



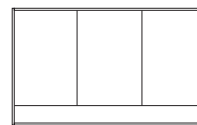
Broughton 900
900mm
two door



Broughton 1200
1200mm
two door



Broughton 1200*
1200mm
three door



Broughton 1500*
1500mm
three door

*Centre door hinge position **Right hand hinge** **Left hand hinge**

2 Base options

Wallmount Only

3 Cabinet finishes

Cabinet

Duragrain

Duragrain colour: _____

→ Horizontal grain ↓ Vertical grain

Absolute matte (surcharge applies)

Absolute matte colour: _____

Shelf back and freize

Same as cabinet

Duragrain

Duragrain colour: _____

→ Horizontal grain ↓ Vertical grain

Absolute matte (surcharge applies)

Absolute matte colour: _____

Additional info _____

Customer signature _____

Date _____